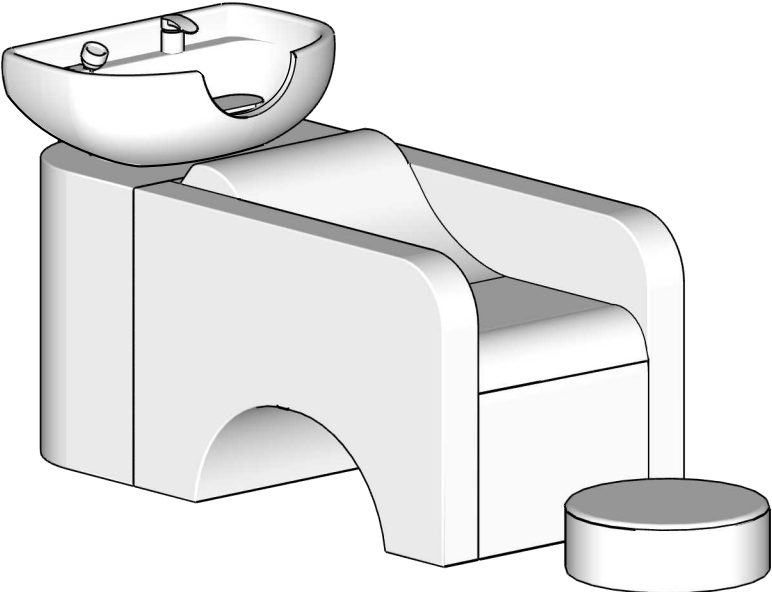


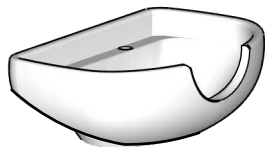


Evara Shampoo System
Model # MS-5965

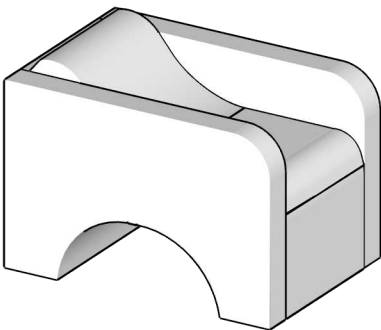


PARTS LIST

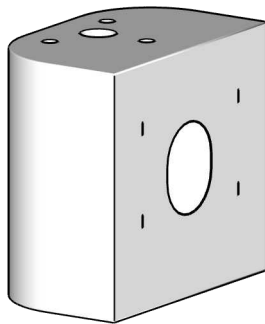
Non Tilting Bowl (1x) - A



Chair Top (1x) - D



Pedestal Support (1x) - B



HEADREST (1x)



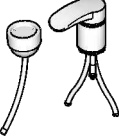
Pop-up Drain Stopper (1x)




Deep Well Basket Strainer (1x)



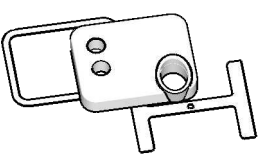
UPC Valve & Spray Hose (1x)



Screw+Bolt+Washer (3x) - C



UPC Valve Adapter Plate (1x)

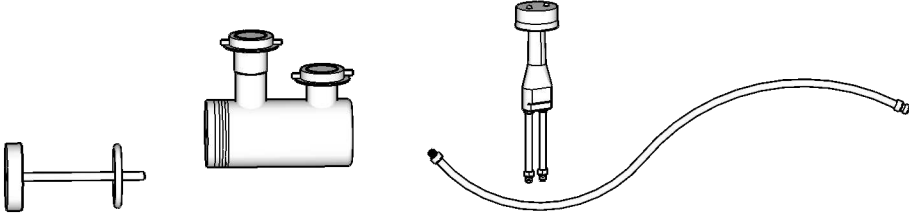


Flexible Drain Line (1x)



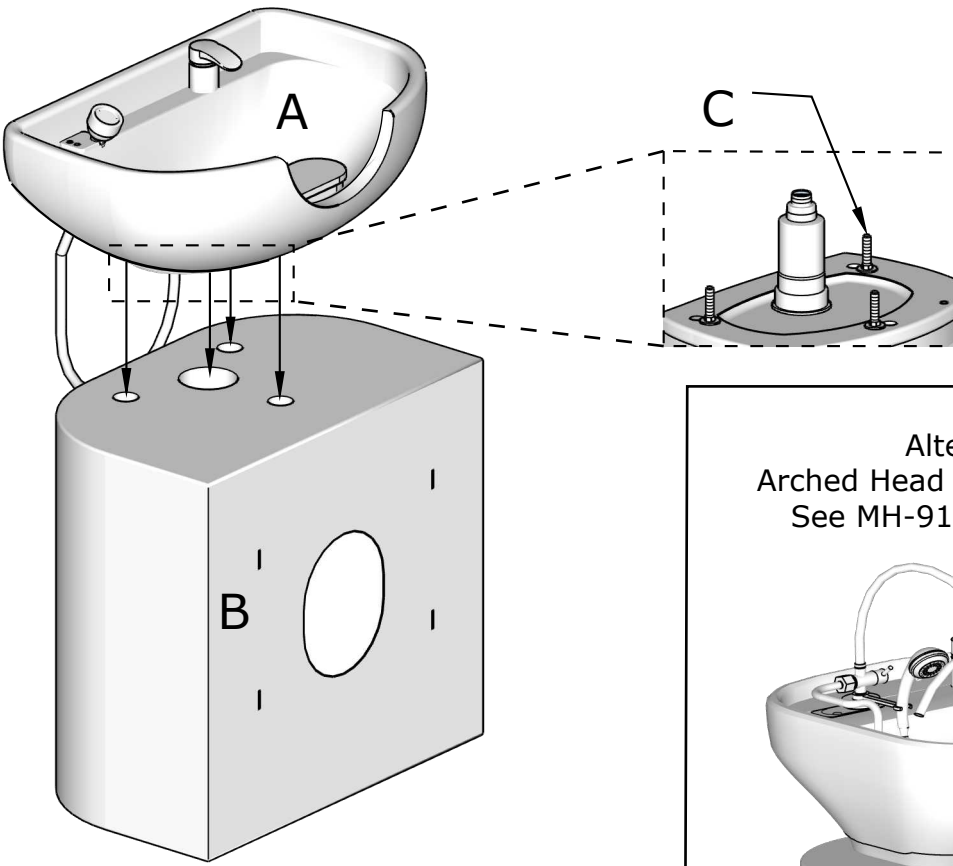
Sold Separately

Hair Trap | Vacuum Breaker Kit
Ask your licensed plumber if a vacuum
breaker kit is required for your city/state code.



1

Secure the non-tilting bowl to the back pedestal with three bolts.



Alternate:
Arched Head Spa Attachment
See MH-912 Instructions.



2

Insert chair top into the holes on the front of the sink and support by using the hooks on the back of the chair.

